

Our ref: KIPCO/GCOO 10/21 dated March 24, 2021

Boursa Kuwait Company
KUWAIT

السادة / شركة بورصة الكويت
المحترمين
دولة الكويت

Subject: Conducting KIPCO's Analyst/Investor
Conference call for FY/2020

الموضوع: انعقاد مؤتمر المحللين/المستثمرين لمشاريع الكويت
القابضة (كيبكو) عن السنة المالية 2020

With reference to the above subject, and the requirements of article No. (2-4-8) "Continuing Obligations in the Premier Market" of Boursa Kuwait rule book issued via resolution No. (1) of year 2018, and since KIPCO has been classified in the premier market, Kindly note that the analyst/investor conference was conducted through live conference call at 1:00 PM (local time) on Wednesday 24/3/2021.

بالإشارة الى الموضوع اعلاه، والى متطلبات المادة (2-4-8) "الإلتزامات المستمرة للسوق الأول" من قواعد البورصة الصادرة بموجب القرار رقم (1) لسنة 2018، وحيث أن كيبكو تم تصنيفها ضمن مجموعة "السوق الأول"، نود ان نحيطكم علما بأن مؤتمر المحللين/المستثمرين قد انعقد عبر البث المباشر لمكالمة هاتفية جماعية في تمام الساعة الواحدة (التوقيت المحلي) من بعد ظهر يوم الأربعاء الموافق 2021/3/24.

Kindly note that no material information has been discussed during the conference. Please find attached the investors presentation for FY-2020.

كما يرجى العلم بأنه لم يتم تداول أي معلومة جوهرية خلال المؤتمر، وتجدون مرفق طيه العرض التقديمي للمستثمرين عن السنة المالية لعام 2020.

Sincerely,

وتفضلوا بقبول فائق الاحترام،،

Samer Khanachet
Group Chief Operating Officer

كيبكو
KIPCO
شركة مشاريع الكويت (القابضة)
Kuwait Projects Company (Holding)

سامر خنشيت
الرئيس التنفيذي لعمليات المجموعة



Disclaimer

This presentation is not an offer or invitation to subscribe to or purchase any securities.

No warranty is given as to the accuracy or completeness of the information in this presentation. You must make your own independent investigation and appraisal of the business and financial condition of KIPCO.

Nothing in this presentation shall form the basis of any contract or commitment whatsoever. This presentation is furnished to you solely for your information. You may not reproduce it to redistribute to any other person.

This presentation contains forward-looking statements. These statements may be identified by such words as "may", "plans", "expects", "believes" and similar expressions, or by their context. These statements are made on the basis of current knowledge and assumptions. Various factors could cause future results, performance or events to differ materially from those described in these statements. No obligation is assumed to update any forward-looking statements.

By participating in this presentation or by accepting any copy of the slides presented, you agree to be bound by the forgoing limitations.

Note: : Exchange rate of USD/KD of 0.30325 has been used in the presentation for financial numbers

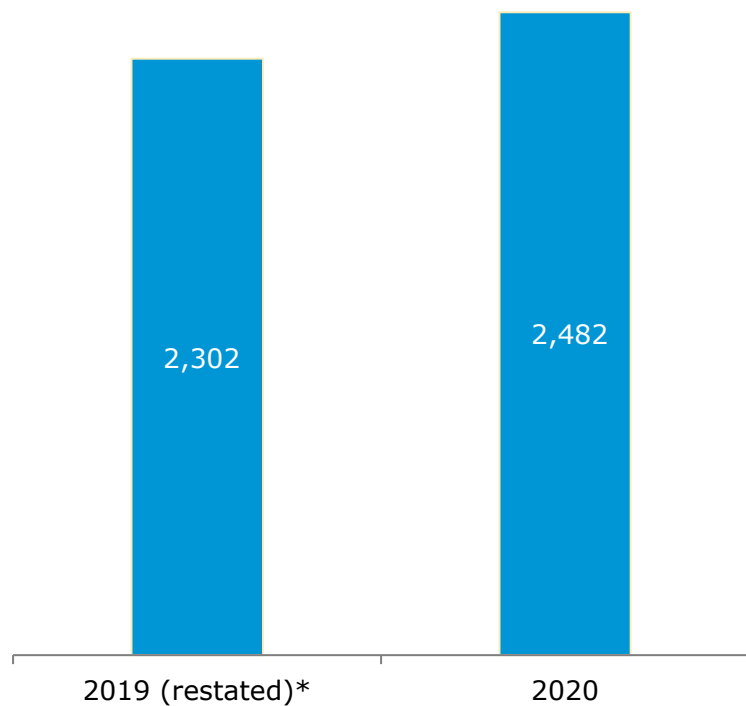


Performance Update

KIPCO consolidated: Financial performance

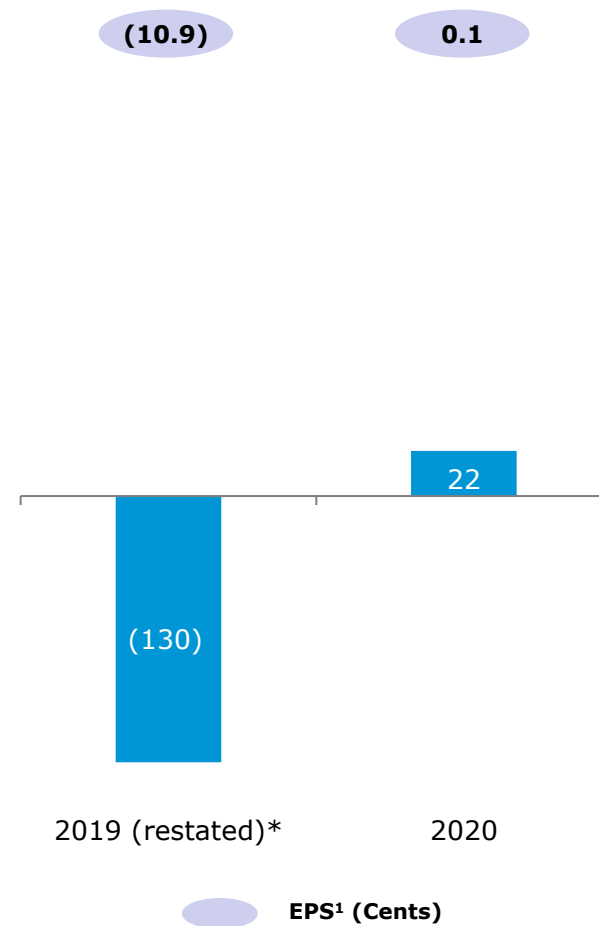
Revenue

USDmn



Net Profit

USDmn



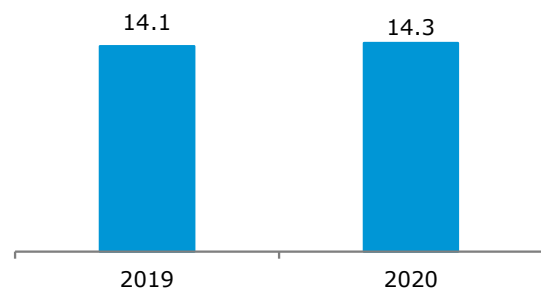
*Please refer Notes 2 and 3 for details on restatement

¹Basic Earning per share (reported)

Burgan Bank Group (BBG)

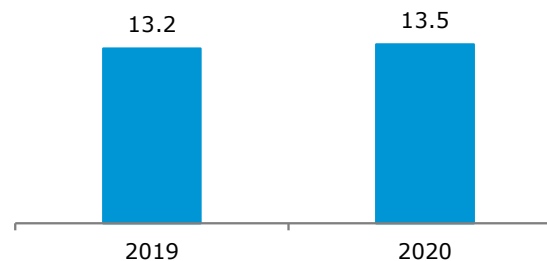
Loans

USDbn



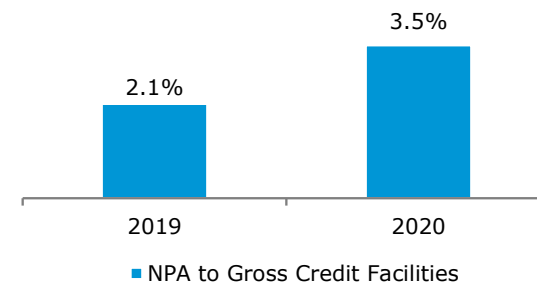
Deposits

USDbn



Asset Quality

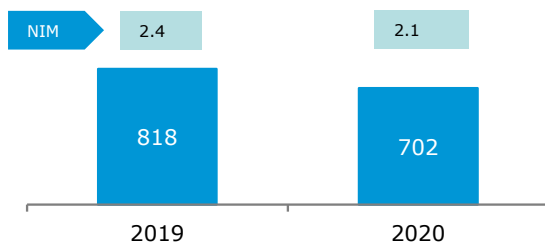
NPA coverage with collateral		NPA coverage without collateral	
2019	281%	202%	214%
2020	214%	136%	136%



Operating Income

USDmn

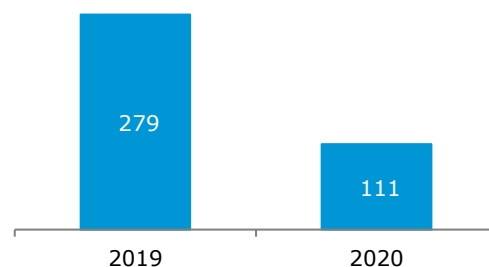
	2019	2020
Kuwait	514	407
International	304	294



Net Profit & Provision

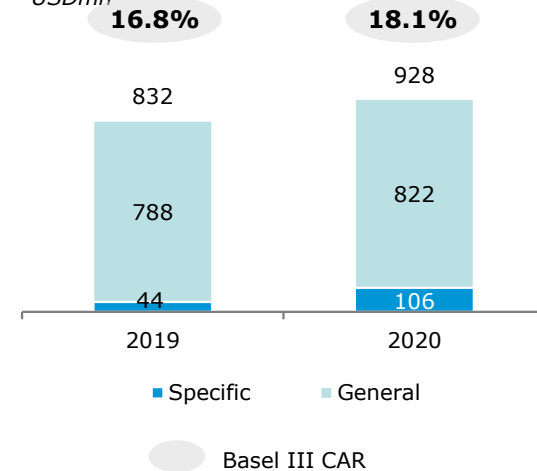
USDmn

	2019	2020
Provisions	162	254



Total Provision & CAR

USDmn

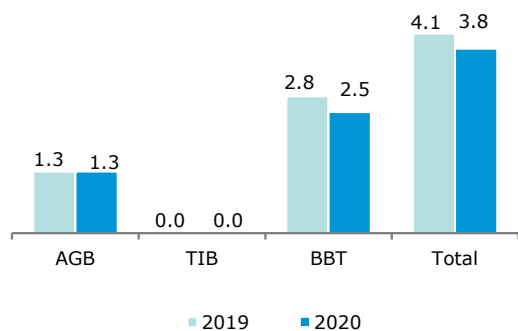


Note: Financial results of 2019 include only eleven months performance of subsidiaries.

BBG: Regional operations

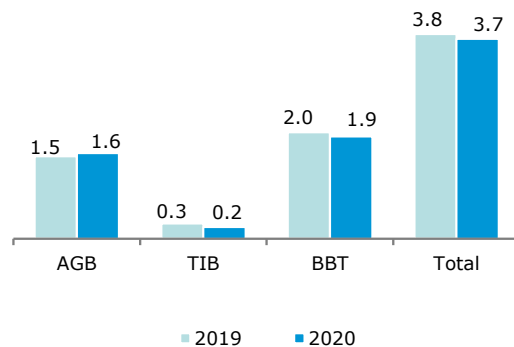
Loans[^]

USDbn



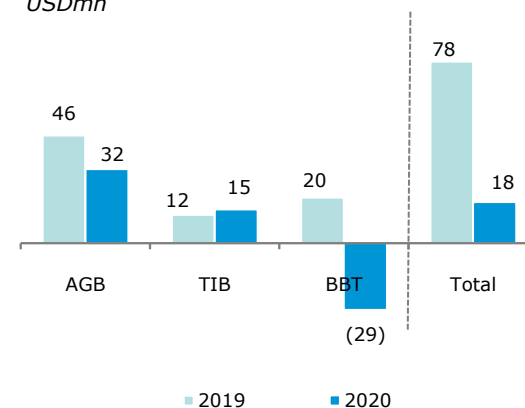
Deposits[^]

USDbn



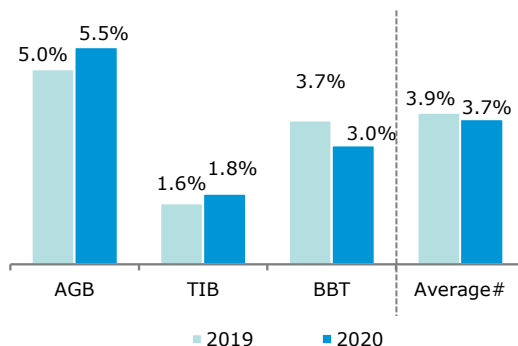
Net Profit

USDmn



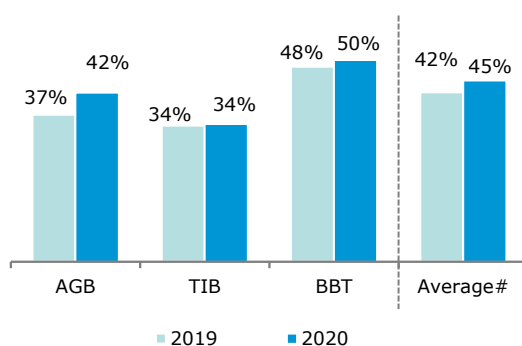
Net Interest Margin

Percentage



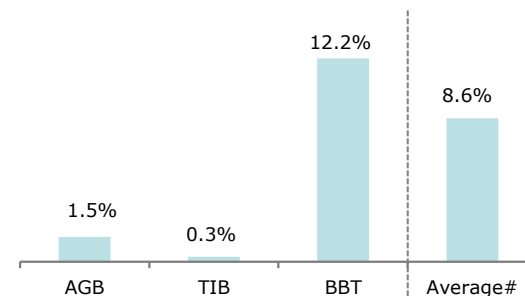
Cost to Income

Percentage



Non-Performing Loans*

Percentage



NPL ratio for Kuwait: 2.6%

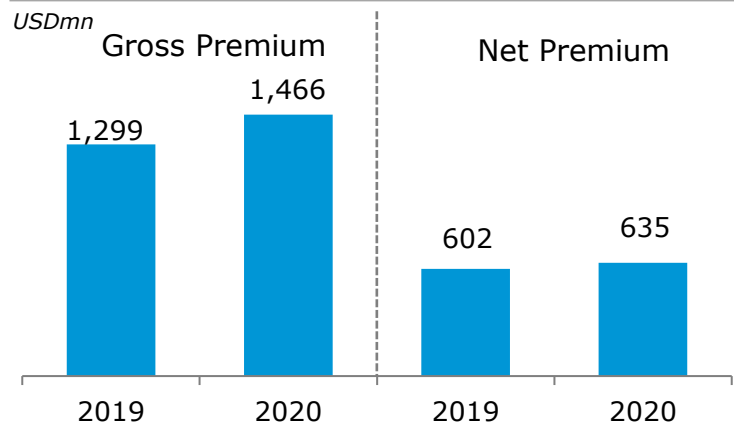
Represents weighted average figures using the denominator of respective ratio as weights

[^] For 2019 and 2020, BoB is classified as asset for sale, hence excluded from the results

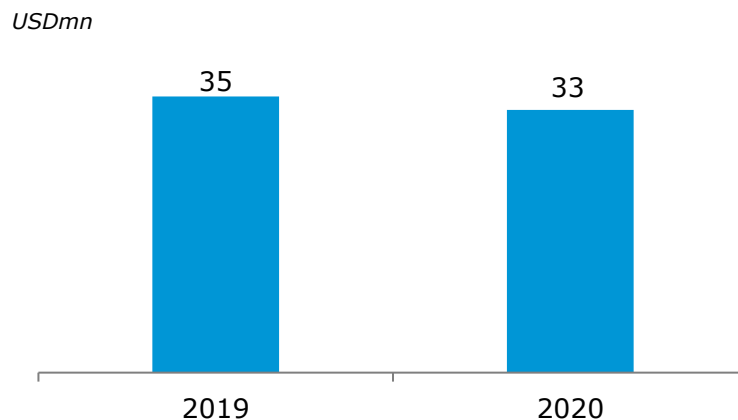
*NPL ratio is as per CBK computation

Gulf Insurance Group (GIG)

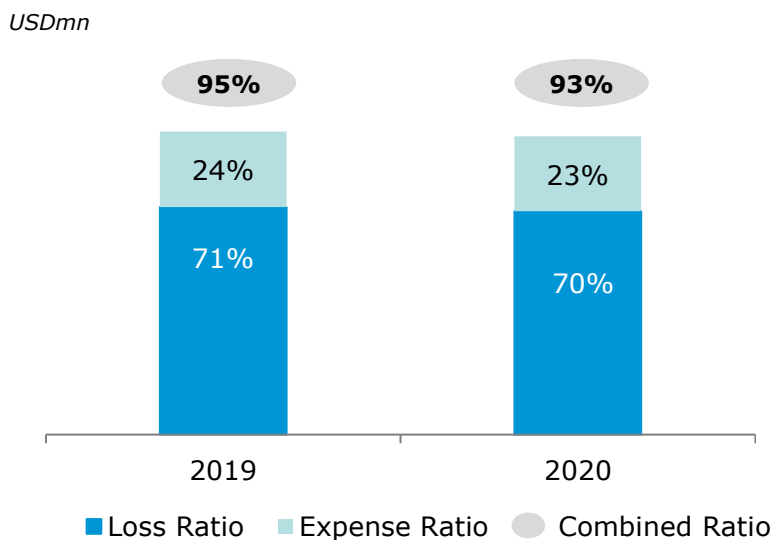
Gross and Net Premium written



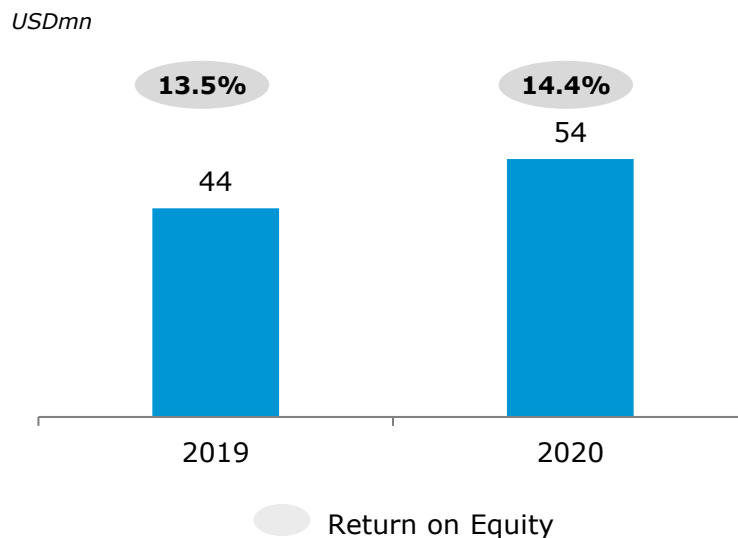
Net Investment Income



Combined Ratio



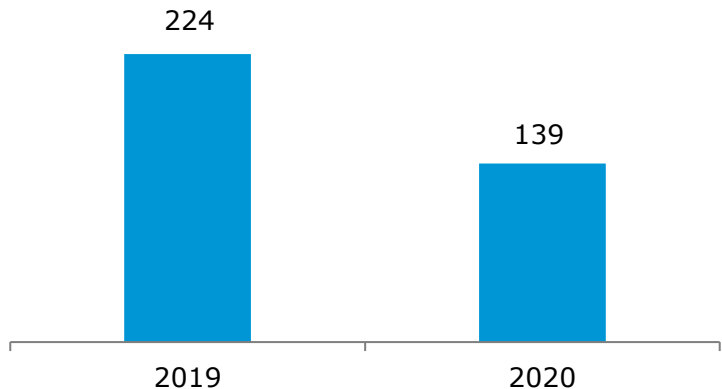
Net Profit & ROE



United Gulf Holding Company (UGH)

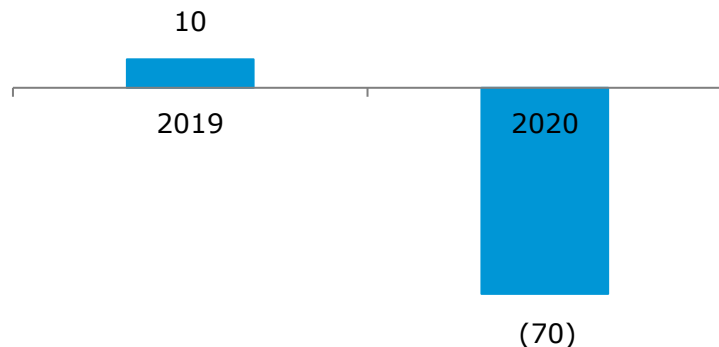
Revenue

USDmn



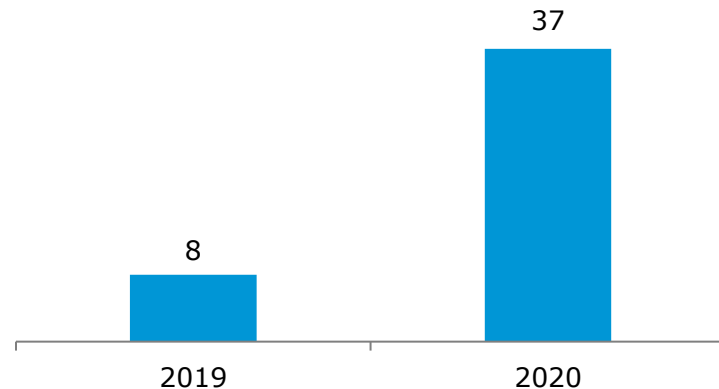
Net Profit

USDmn



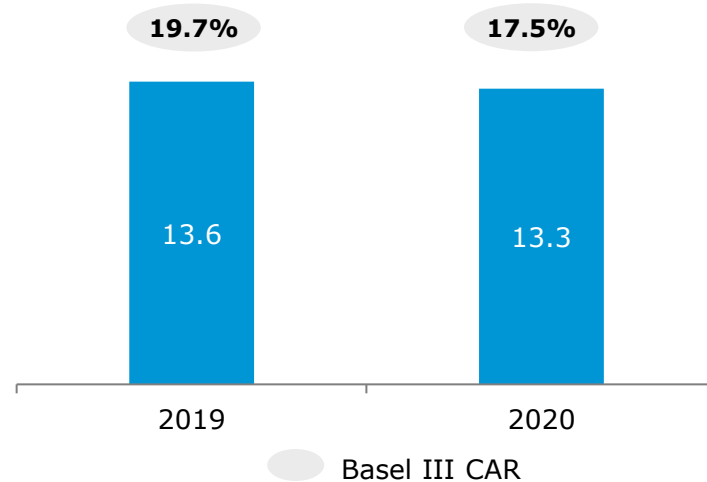
Provisions for Credit Losses

USDmn



AuM & Capitalisation

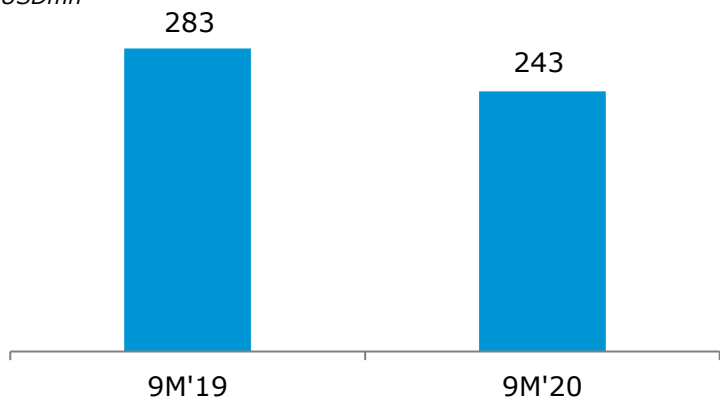
USDbn



United Real Estate (URC)

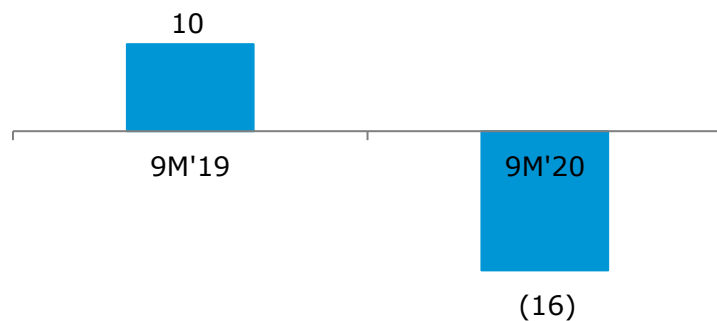
Total Revenue

USDmn



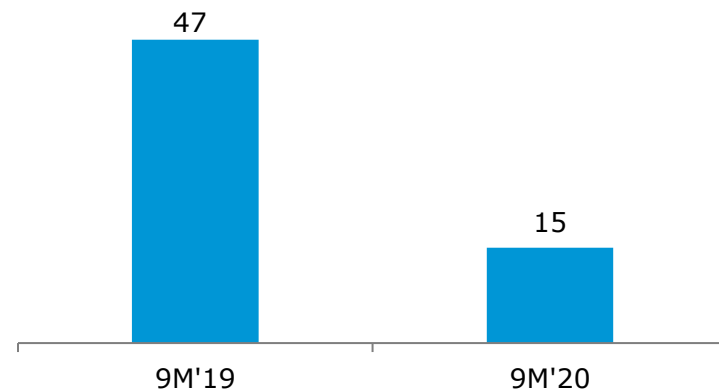
Net Profit

USDmn



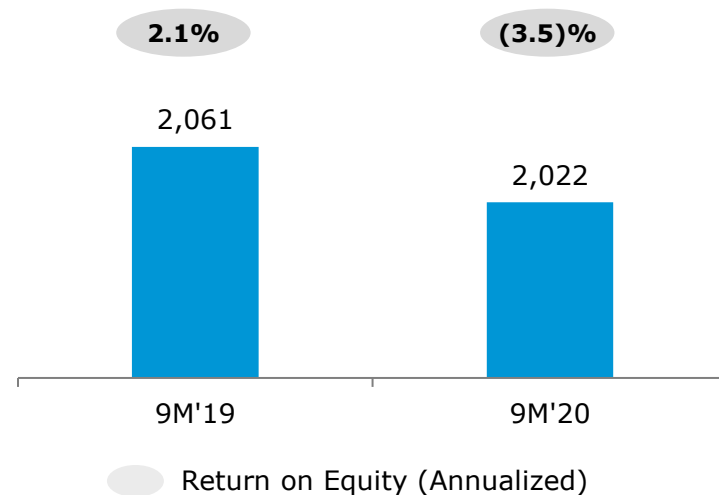
Operating Profit

USDmn



Total Assets & ROE

USDbn



OSN

Overview

- ▶ **Largest pay-tv and on-demand video provider in MENA, operating across multiple platforms:**
 - Direct-to-home (DTH)
 - Cable fibre & Internet Protocol television (IPTV)
 - Over-the-top streaming (OTT)
 - Business - Large commercial setups & hotels
- ▶ **Premium content offerings with 73 channels in linear TV and 30,000 hours of content on-demand in streaming OTT**
 - Exclusive contracts with 7 major Hollywood studios
 - 1st pay window on Pay-tv and SVOD
 - Tailored local offering - Premium Arabic content, now including OSN Originals
- ▶ Licensed to operate in 25 countries, active in 7 core markets
- ▶ Product packages from \$10 to \$80 p.m., capturing all income segments
- ▶ Employs ~720 people, 23 retail locations and network of 77 partners

Strategy

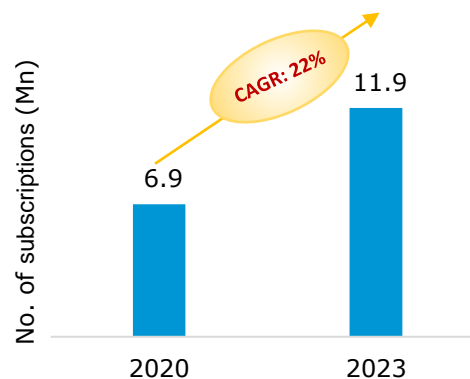
- ▶ Push growth by a connected OSN
- ▶ OSN streaming is key component for future growth
- ▶ Traditional OSN TV is migrating to on-demand
- ▶ Great UI/UX supported by strong analytical capabilities for optimal customer enjoyment
- ▶ OSN Originals launched with Aa'det Rigala, Arabic version of "Come dine with me", "No man's land" and now Kayd Majhool (thriller drama series) with big pipeline for 2021
- ▶ Strong partnership with all major MENA Telcos
- ▶ Strong executive management and Independent Directors team

Now among top 3 players in MENA with OTT subs grown multifold from ~80k in Apr'20 to ~450K

MENA Pay Tv Potential

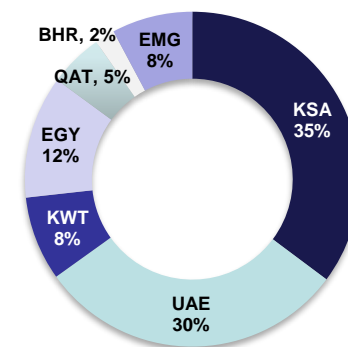
Region	Latin America	TV Household (Mn)	Pay TV/ TV Household (%)
MENA Region¹	367	72	~10%
Latin America	621	56	44%
UK	67	27	56%
India	1,352	197	66%
US	329	120	79%

Expected growth of OTT in MENA



Source: Mckinsey Report (Oct'20)

Subscribers by country



1.2mn subscribers of OSN as on 31 Dec20

¹MENA region represents data of: Bahrain, Egypt, Jordan, Kuwait, KSA, Qatar, UAE, Algeria, Lebanon, Libya, Morocco, Oman, Sudan, Syria, Tunisia and Yemen (OSN's core and target markets)

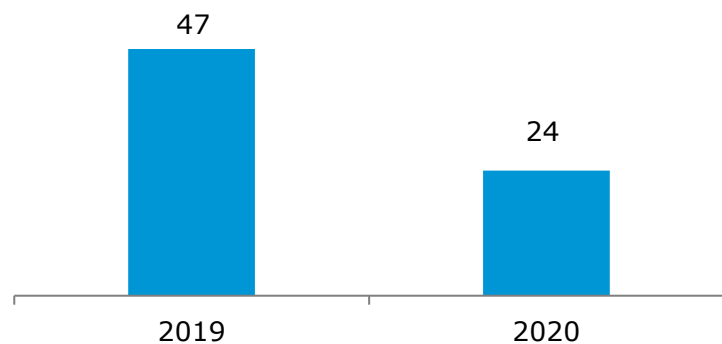
Source: IMF, WEO Database October 2019, Euromonitor, Statista, Nielsen, Broadband TV News, Economic times

Other key entities

United Industries Company (UIC)

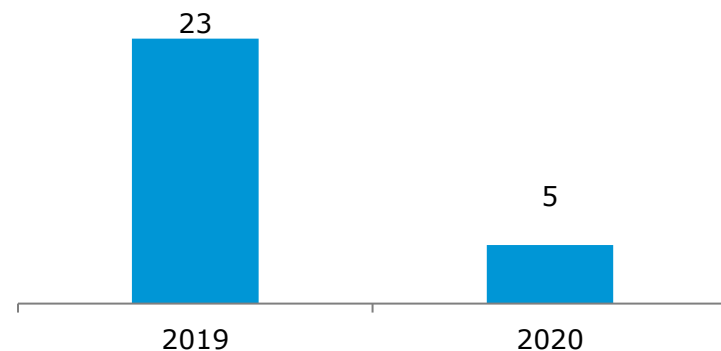
Total Revenue

USDmn



Net Profit

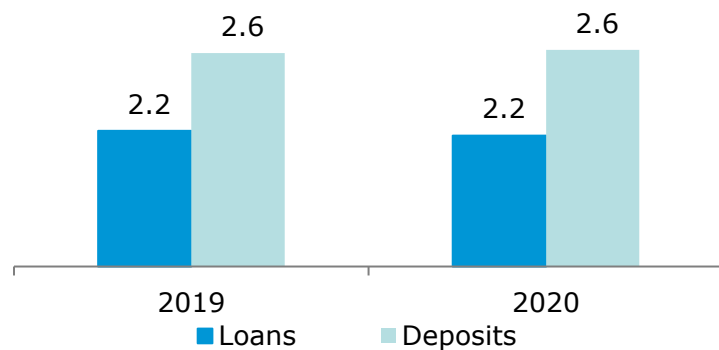
USDmn



Jordan Kuwait Bank (JKB)

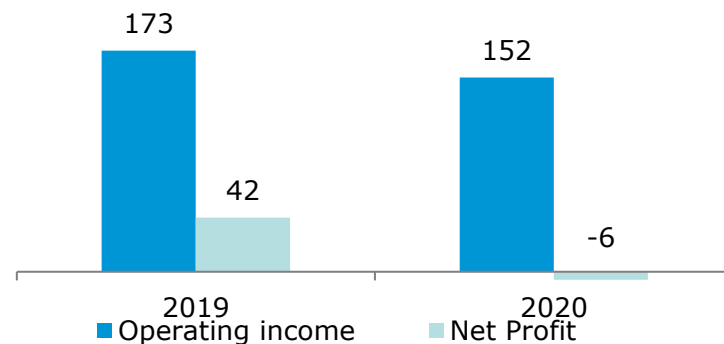
Loans & Deposits

USDbn



Operating Income & Net Profit

USDmn





Annexure

KIPCO consolidated: Balance Sheet

Consolidated Balance Sheet (USDmn)	2019*	2020
Cash in hand and at banks	5,217	4,441
Treasury bills, bonds & other debt securities	1,801	1,651
Investment in associates	1,165	1,151
Investment in a media joint venture	412	-
Investment properties	2,079	2,075
Other investments	2,015	2,124
Other assets (inc. goodwill & intangibles)	21,237	22,243
Total assets	33,926	33,686
Due to Banks & Other FI's	4,700	4,194
Deposits from Customers	17,596	17,016
Debt	6,374	6,521
Other liabilities	1,928	3,012
Equity attributable to equity holders of the Parent Company	828	662
Perpetual capital securities	506	506
Non-controlling interest	1,994	1,776
Total liabilities and shareholders equity	33,926	33,686

**restated*

KIPCO consolidated: Income Statement

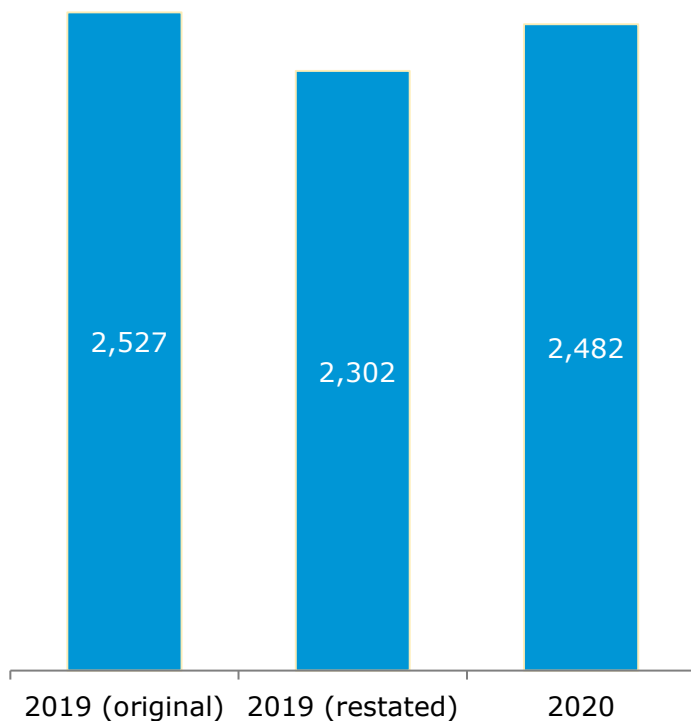
Consolidated Income Statement (USDmn)	2019*	2020
Interest income	1,347	1,083
Investment income	113	284
Fees and commission income	215	186
Share of results of associates	76	59
Share of results of a media joint venture	(224)	(20)
Hospitality and real estate income	398	334
Other revenues	378	556
Total revenues	2,302	2,482
Interest Expenses	954	760
General and administrative expenses	618	556
Other expenses and provisions	636	1,127
Taxation	54	10
Loss from discontinued operations	-	-
Non-controlling interest	170	7
Net profit attributable to Equity Holders of the Parent Company	(130)	22
Basic Earnings Per Share, Cents (Reported)	(10.9)	0.1
Basic Earnings Per Share for continuing operations, Cents (Reported)	(10.9)	0.1

**restated*

KIPCO consolidated: Financial performance

Revenue

USDmn

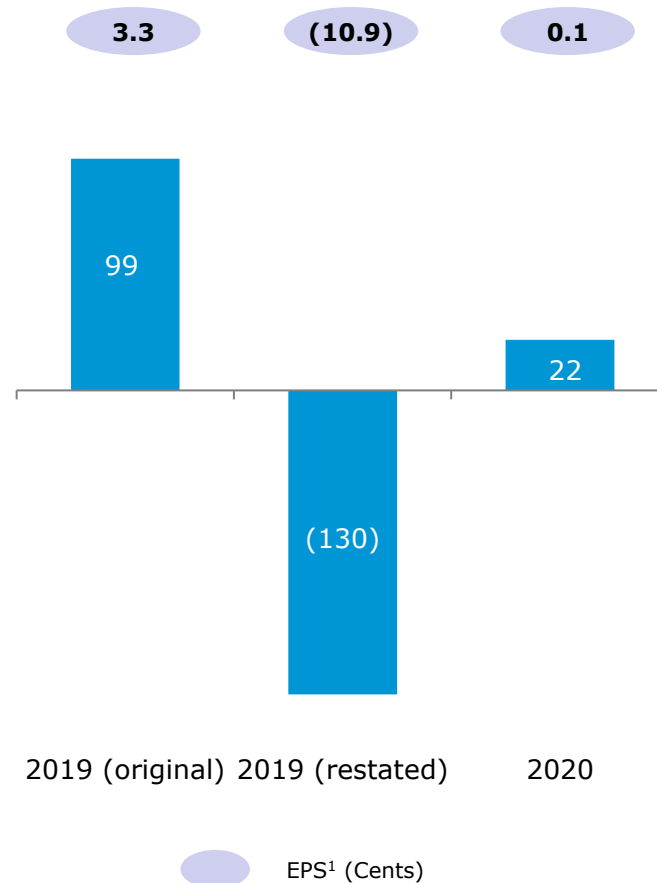


**Please refer Notes 2 and 3 for details on restatement*

¹Basic Earning per share (reported)

Net Profit

USDmn



● EPS¹ (Cents)



Thank you