

Date: 04 May 2021

التاريخ: 04 مايو 2021

M/S . / Bursa Kuwait

المحترمين

السادة/ شركة بورصة الكويت

Greetings,

تحية طيبة وبعد،،

Subject: Financial results for the first quarter of the financial year 2021 for Humansoft Holding for the period that ended on 31/03/2021 And Announcement of the date of the Analysts/Investors Conference Call

الموضوع: النتائج المالية للربع الأول من السنة المالية 2021 لشركة هيومن سوفت القابضة عن الفترة المنتهية في تاريخ 2021/03/31 والإعلان عن موعد مؤتمر المحللين/المستثمرين

We would like to inform you that the Board of Directors of the company approved in its meeting held on 04/05/2021 the financial statements for the first quarter of the financial year 2021 that ended on 31/03/2021. In this respect, kindly find attached Appendix 11 about "disclosure of material information" form and the Interim Financial Statements Form.

يسرنا إفادتكم بأن مجلس إدارة الشركة قد صادق في اجتماعه المنعقد بتاريخ 2021/05/04 على البيانات المالية للربع الأول من السنة المالية 2021 والذي ينتهي في تاريخ 2021/03/31 ونرفق لكم بهذا الخصوص الملحق رقم (11) للإفصاح عن المعلومات الجوهرية ونموذج نتائج البيانات المالية المرحلية للشركات الكويتية.

With reference to the requirements of Bursa rules issued under resolution No. (1) of 2018, and since Humansoft Holding is classified under the Premier Market, we are pleased to announce that the Analysts/Investors conference call for Q1 2021 is scheduled to be held at 1:00 PM (local time) on Thursday 06/05/2021. Interested parties can contact Humansoft by email on investorrelations@human-soft.com, in order to receive the invitation and participation details for the aforementioned conference.

بالإشارة إلى متطلبات قواعد البورصة الصادرة بموجب القرار رقم (1) لسنة 2018، وحيث أن شركة هيومن سوفت القابضة تم تصنيفها ضمن مجموعة "السوق الأول". فإنه يسر شركتنا الإعلان عن موعد مؤتمر المحللين/المستثمرين (Conference Call) للربع الأول والذي تقرر انعقاده في تمام الساعة الواحدة ظهرا (وفق التوقيت المحلي) من يوم الخميس الموافق 2021/05/06، ويمكن للأطراف المهتمة التواصل مع شركتنا بواسطة البريد الإلكتروني التالي:

investorrelations@human-soft.com، وذلك ليتم تزويدهم بالدعوة وتفاصيل المشاركة بالمؤتمر المذكور.

وتفضلوا بقبول فائق الإحترام،،،

Yours Sincerely,



دلال حسن السبتي
رئيس مجلس الإدارة


Dalal Hasan Al Sabti
Chairperson of the Board of Directors

سجل تجاري رقم: 71382 رأس المال (د.ك.): 12,223,680 رأس المال المدفوع (د.ك.): 12,223,680
تليفون: 22322588 (965) - فاكس: 22322587 (965) - ص.ب: 305 الصفاة 15454 الكويت
www.human-soft.com

NR MA

Appendix 11

Disclosure of Material Information Form

Date	04 May 2021
Name of Listed Company	Humansoft Holding K.S.C.P
Material Information	Approval of the Board of Directors in its meeting on Tuesday May 04 2021, of the financial statements of the first quarter that ended on 31/03/2021.
Significant Effect of the material information on the financial position of the company	

Significant Effect on the financial position shall be mentioned if the material information can measure that effect, excluding the financial effect resulting from tenders or similar contracts.

If a Listed Company, which is a member of a Group, disclosed some material information related to it and has Significant Effect on other listed companies' which are members of the same Group, the other companies' disclosure obligations are limited to disclosing the information and the financial effect occurring to that company itself.

NR
MH

First Quarter Results Ended on	2021-03-31	نتائج الربع الاول المنتهي في
--------------------------------	------------	------------------------------

Company Name	HUMANSOFT HOLDING CO. KSCP.	اسم الشركة	هيومن سوفت القابضة ش.م.ك.ع
Board of Directors Meeting Date	2021-05-04	تاريخ اجتماع مجلس الإدارة	
Required Documents		المستندات الواجب إرفاقها بالنموذج	
<input checked="" type="checkbox"/> Approved financial statements		<input checked="" type="checkbox"/> نسخة من البيانات المالية المعتمدة	
<input checked="" type="checkbox"/> Approved auditor's report		<input checked="" type="checkbox"/> نسخة من تقرير مراقب الحسابات المعتمد	

التغيير (%)	فترة الثلاث اشهر المقارنة	فترة الثلاث اشهر الحالية	البيان
Change (%)	Three Month Comparative Period	Three Month Current Period	Statement
	2020-03-31	2021-03-31	
471.8%	3,377,021	19,309,333	صافي الربح (الخسارة) الخاص بمساهمي الشركة الأم Net Profit (Loss) represents the amount attributable to the owners of the parent Company
467.9%	28	159	ربحية (خسارة) السهم الأساسية والمخفضة Basic & Diluted Earnings per Share
62.7%	79,280,783	128,958,839	الموجودات المتداولة Current Assets
33.1%	137,890,675	183,488,820	إجمالي الموجودات Total Assets
-7.2%	40,101,992	37,223,108	المطلوبات المتداولة Current Liabilities
-14.4%	54,038,172	46,263,829	إجمالي المطلوبات Total Liabilities
63.7%	83,852,503	137,224,991	إجمالي حقوق الملكية الخاصة بمساهمي الشركة الأم Total Equity attributable to the owners of the Parent Company
114.1%	12,845,098	27,506,083	إجمالي الإيرادات التشغيلية Total Operating Revenue
462.8%	3,592,548	20,219,594	صافي الربح (الخسارة) التشغيلية Net Operating Profit (Loss)
N/A – لا ينطبق	لا توجد خسائر متراكمة No Accumulated Loss	لا توجد خسائر متراكمة No Accumulated Loss	الخسائر المتراكمة / رأس المال المدفوع Accumulated Loss / Paid-Up Share Capital

Handwritten signature

التغيير (%) Change (%)	الربع الاول المقارن	الربع الاول الحالي	البيان Statement
	First Quarter Comparat Period	First Quarter Current Period	
	2020-03-31	2021-03-31	
N/A – لا ينطبق	N/A – لا ينطبق	N/A – لا ينطبق	صافي الربح (الخسارة) الخاص بمساهمي الشركة الأم Net Profit (Loss) represents the amount attributable to the owners of the parent Company
N/A – لا ينطبق	N/A – لا ينطبق	N/A – لا ينطبق	ربحية (خسارة) السهم الأساسية والمخفضة Basic & Diluted Earnings per Share
N/A – لا ينطبق	N/A – لا ينطبق	N/A – لا ينطبق	إجمالي الإيرادات التشغيلية Total Operating Revenue
N/A – لا ينطبق	N/A – لا ينطبق	N/A – لا ينطبق	صافي الربح (الخسارة) التشغيلية Net Operating Profit (Loss)

• Not Applicable for first Quarter



• لا ينطبق على الربع الأول

Increase/Decrease in Net Profit (Loss) is due to	سبب ارتفاع/انخفاض صافي الربح (الخسارة)
The increase in profit during the three months period ended March 2021, in comparison with same period in previous year is arising mainly due to higher revenue and improved cost efficiency	الزيادة في الأرباح خلال فترة الثلاثة أشهر المنتهية في مارس 2021 مقارنة مع نفس الفترة من العام الماضي تعود بشكل رئيسي الى ارتفاع الإيرادات و تحسين كفاءة التكاليف.
Total Revenue realized from dealing with related parties (value, KWD)	بلغ إجمالي الإيرادات من التعاملات مع الأطراف ذات الصلة (المبلغ د.ك.)
NIL	لا يوجد
Total Expenditures incurred from dealing with related parties (value, KWD)	بلغ إجمالي المصروفات من التعاملات مع الأطراف ذات الصلة (المبلغ د.ك.)
KD 168,833	168,833 د.ك

Handwritten signature


Corporate Actions		استحقاقات الأسهم (الإجراءات المؤسسية)	
النسبة	القيمة		
N/A - لا ينطبق	N/A - لا ينطبق		توزيعات نقدية Cash Dividends
N/A - لا ينطبق	N/A - لا ينطبق		توزيعات أسهم منحة Bonus Share
N/A - لا ينطبق	N/A - لا ينطبق		توزيعات أخرى Other Dividend
N/A - لا ينطبق	N/A - لا ينطبق		عدم توزيع أرباح No Dividends
N/A - لا ينطبق	N/A - لا ينطبق	علاوة الإصدار Issue Premium	زيادة رأس المال Capital Increase
N/A - لا ينطبق	N/A - لا ينطبق		تخفيض رأس المال Capital Decrease

The Company's comments in case the auditor has concerns or a qualified opinion	تعقيب الشركة في حال قيام مراقب الحسابات بإبداء ملاحظات أو تحفظات
There are no comments raised by the auditor	لا يوجد أي ملاحظات أبدأها مراقب الحسابات

ختم الشركة Company Seal	التوقيع Signature	المسمى الوظيفي Title	الاسم Name
		رئيسة مجلس الإدارة	دلال حسن السبتي

Attach a copy of the financial statements approved by the Board of Directors and the approved auditor's report

يجب ارفاق نسخة البيانات المالية المعتمدة من مجلس الإدارة وتقرير مراقب الحسابات المعتمد



**INDEPENDENT AUDITORS' REPORT ON REVIEW OF INTERIM CONDENSED CONSOLIDATED FINANCIAL INFORMATION
TO THE BOARD OF DIRECTORS OF HUMANSOFT HOLDING COMPANY K.S.C.P.**

Introduction

We have reviewed the accompanying interim condensed consolidated statement of financial position of Humansoft Holding Company K.S.C.P. ("the Parent Company") and subsidiaries (together referred to as "the Group") as at 31 March 2021 and the related interim condensed consolidated statement of profit or loss, the interim condensed consolidated statement of profit or loss and other comprehensive income, the interim condensed consolidated statement of changes in equity and the interim condensed consolidated statement of cash flows for the three-month period then ended. The Parent Company's management is responsible for the preparation and presentation of this interim condensed consolidated financial information in accordance with International Accounting Standard 34, "Interim Financial Reporting" ("IAS 34"). Our responsibility is to express a conclusion on this interim condensed consolidated financial information based on our review.

Scope of Review

We conducted our review in accordance with International Standard on Review Engagements 2410, "Review of Interim Financial Information Performed by the Independent Auditor of the Entity". A review of interim condensed consolidated financial information consists of making inquiries, primarily of persons responsible for financial and accounting matters, and applying analytical and other review procedures. A review is substantially less in scope than an audit conducted in accordance with International Standards on Auditing and consequently does not enable us to obtain assurance that we would become aware of all significant matters that might be identified in an audit. Accordingly, we do not express an audit opinion.

Conclusion

Based on our review, nothing has come to our attention that causes us to believe that the accompanying interim condensed consolidated financial information is not prepared, in all material respects, in accordance with IAS 34.

Report on other Legal and Regulatory Requirements

Furthermore, based on our review, the accompanying interim condensed consolidated financial information is in agreement with the accounting records of the Parent Company. We further report that to the best of our knowledge and belief, no violation of the Companies Law No. 1 of 2016 and its executive regulations, as amended, or the Parent Company's Memorandum of Incorporation and Articles of Association, as amended, or of the provisions of Law No 7 of 2010 concerning the Capital Markets Authority and its related regulations, as amended, have occurred during the three-month period ended 31 March 2021 that might have had a material effect on the business of the Group or on its financial position.

Talal Y. Al-Muzaini
Licence No. 209A
Deloitte & Touche
Al-Wazzan & Co.

Rashed Ayoub Yousuf Alshadad
License No. 77A
Rödl Middle East
Burgan-International Accountants

Kuwait
04 May 2021

**Interim condensed consolidated statement of financial position (Unaudited)
as at 31 March 2021**

	Notes	Kuwaiti Dinars		
		31 March 2021	31 December 2020 (Audited)	31 March 2020
ASSETS				
Current assets				
Cash and bank balances	3	91,815,574	73,889,264	66,952,563
Trade and other receivables	4	36,603,674	28,473,994	11,619,097
Inventories		5,357	5,390	54,967
Investment in associates		534,234	547,825	654,156
		<u>128,958,839</u>	<u>102,916,473</u>	<u>79,280,783</u>
Non-current assets				
Right-of-use assets		906,263	934,968	1,021,084
Property and equipment		46,684,530	47,542,507	50,599,064
Intangible assets		6,939,188	6,930,207	6,989,744
		<u>54,529,981</u>	<u>55,407,682</u>	<u>58,609,892</u>
Total assets		<u>183,488,820</u>	<u>158,324,155</u>	<u>137,890,675</u>
LIABILITIES AND EQUITY				
Current liabilities				
Bank overdrafts	3	-	-	104,677
Trade and other payables		392,537	552,794	976,681
Accruals and other liabilities		4,908,772	4,762,055	6,360,951
Lease liabilities		211,833	213,333	217,579
Deferred income	6	26,628,901	18,486,850	24,117,772
Retentions payable		296,023	260,182	434,332
Current portion of long-term debts	7	4,785,042	6,157,542	7,890,000
		<u>37,223,108</u>	<u>30,432,756</u>	<u>40,101,992</u>
Non-current liabilities				
Lease liabilities		589,939	730,951	679,966
Long-term debts	7	4,121,723	4,721,723	9,219,265
Provision for staff indemnity		4,329,059	4,516,525	4,036,949
		<u>9,040,721</u>	<u>9,969,199</u>	<u>13,936,180</u>
Total liabilities		<u>46,263,829</u>	<u>40,401,955</u>	<u>54,038,172</u>
Equity				
Share capital		12,223,680	12,223,680	12,223,680
Share premium		1,512,000	1,512,000	1,512,000
Statutory reserve		9,894,240	9,894,240	9,894,240
Voluntary reserve		6,112,840	6,112,840	6,112,840
Treasury shares	14	(288,877)	(288,877)	(288,877)
Treasury shares reserve		564,013	564,013	564,013
Retained earnings		107,107,377	87,798,044	53,676,056
Foreign currency translation reserve		99,718	106,260	158,551
Total equity		<u>137,224,991</u>	<u>117,922,200</u>	<u>83,852,503</u>
Total liabilities and equity		<u>183,488,820</u>	<u>158,324,155</u>	<u>137,890,675</u>



Ms. Dalal Hasan Al-Sabti
Chairperson

The accompanying notes form an integral part of this interim condensed consolidated financial information.

Interim condensed consolidated statement of profit or loss (Unaudited)
For the period from 1 January 2021 to 31 March 2021

	Notes	Kuwaiti Dinars	
		Three months period ended	
		2021	2020
Revenue		27,506,083	12,845,098
Cost of operations	8	(3,886,355)	(4,457,457)
Gross profit		23,619,728	8,387,641
General and administrative expenses	9	(3,203,434)	(4,281,003)
Selling expenses	10	(463,612)	(518,255)
Finance charges		(88,339)	(220,996)
Share of (loss)/profit of associates		(9,755)	2,913
Other income		365,006	222,248
Profit before contribution to Kuwait Foundation for Advancement of Sciences ("KFAS"), National Labour Support Tax ("NLST") and Zakat		20,219,594	3,592,548
Contribution to KFAS		(203,461)	(79,444)
NLST		(501,783)	(93,352)
Zakat		(205,017)	(42,731)
Profit for the period		<u>19,309,333</u>	<u>3,377,021</u>
Basic and diluted earnings per share (fils)	11	<u>159</u>	<u>28</u>

The accompanying notes form an integral part of this interim condensed consolidated financial information.

Handwritten signature or initials in blue ink.