




**In accordance with Article 30 of the Listing Rules,
Disclosure report form regarding the composition of the board of directors and shareholders**

| | | | | | |
|---|--|--------------------------------|---|---|--|
| Company Name | | | Year | | |
| Period | 31/03 <input type="checkbox"/> | 30/06 <input type="checkbox"/> | 30/09 <input type="checkbox"/> | 31/12 <input checked="" type="checkbox"/> | |
| Company's Contacts | | | | | |
| <u>Investor Relations</u> | | | | | |
| Name | Abdallah Tarek Moustafa Abdelwahab Sabry | | | | |
| Email | ir-emaarmisr@emaar.eg | | | | |
| Telephone | 225032000 | | | | |
| Mobile | - | | | | |
| <u>Company Info</u> | | | | | |
| Head Office address | Uptown cairo compound, Mokattam, postal code : 229 | | | | |
| Telephone | 225032000 | | | | |
| Fax | 225032020 | | | | |
| Email address | ir-emaarmisr@emaar.eg | | | | |
| Web site | /https://www.emaarmisr.com/en | | | | |
|  | | |  | | |
| Share Holder Structure | | | | | |
| Shareholder and related parties of 5% and above | | | | | |

| Name | Title | Current Position | | Previous Position | |
|--------------------------------|--------------------|----------------------|----------------|----------------------|----------------|
| | | Shares | % | Shares | % |
| Emaar Properties PJSC | Board of Directors | 3,938,951,240 | 72.315% | 3,938,951,240 | 72.315% |
| Emaar Properties – LLC | Related Party | 40,193,380 | 0.738% | 40,193,380 | 0.738% |
| Emirates Hills Phase One – LLC | Related Party | 40,193,380 | 0.738% | 40,193,380 | 0.738% |
| Total | | 4,019,338,000 | 73.791% | 4,019,338,000 | 73.791% |
| Albro Netherlands B.V. | Board of Directors | 917,584,590 | 16.846% | 917,584,590 | 16.846% |
| Albro Investment – LLC | Related Party | 3,397 | 0.006% | 3,397 | 0.006% |
| Albro Investment Holding | Related Party | 3,397 | 0.006% | 3,397 | 0.006% |
| Total | | 917,591,384 | 16.858% | 917,591,384 | 16.858% |
| Total Ownership | | 4,936,929,384 | 90.649% | 4,936,929,384 | 90.649% |




EMAAR

MISR

| | Current position | | | Previous position | | |
|--|------------------|--------|--------------------|-------------------|--------|--------------------|
| | Shares number | % | Shareholder number | Shares number | % | Shareholder number |
| The total shares Listed in MCDR (1) | 5446929384 | 100% | 14151 | 5446929384 | 100% | 14367 |
| (-)Un deposited shares at MCDR (2) | | | | | | |
| Deposited Shares at MCDR(1-2) (3) | 5446929384 | 100% | 14151 | 5446929384 | 100% | 14367 |
| Stocks blocked to retain board membership(4) | | | | | | |
| 100% of blocked shares to be held through the main shareholders as per listing rules (5) | 917584590 | 16.85% | 1 | 917584590 | 16.85% | 1 |
| 97% of shares owned to main shareholders in case conducting trading activities on its shares during reporting period(6) | - | - | - | - | - | - |
| -founders' shares under the legal lock-up period as per law 159/1981, (7) -Number of founders' shares complementary to confirm with the blocking requirements of listing rules(7) | 4019338000 | 73.79% | 3 | 4019338000 | 73.79% | 3 |
| In kind shares under the legal lock-up period (8) | - | - | - | - | - | - |
| Treasury stocks (9) | - | - | - | - | - | - |
| Blocked shares as per ESOP(10) | - | - | - | - | - | - |
| Blocked shares as per the shareholder agreements (11) | - | - | - | - | - | - |
| Shares owned to public owned holding company (12) | - | - | - | - | - | - |
| Blocked shares owned to employee union (13) | - | - | - | - | - | - |
| Blocked shares corresponding to GDRs (14) | - | - | - | - | - | - |
| Pledged shares (15) | 0 | 0% | 0 | 0 | 0% | 0 |
| Blocked shares for other reason not mention above (16) | 80560 | 0% | 10 | 95560 | 0% | 11 |
| Total blocked (withheld) shares (add from 4 to 16) (17) | 4937003150 | 90.63% | 14 | 4937018150 | 90.64% | 15 |
| Free float shares (3-17) (18) | 509926234 | 9.36% | 14139 | 509911234 | 9.36% | 14354 |

Detailed statement of the treasury stock balance

| Date of purchase | Current balance | | Date of purchase | Previous balance | |
|------------------|-----------------|----|------------------|------------------|----|
| | number | % | | number | % |
| - | N/A | 0% | N/A | 0 | 0% |




Amendments to the Board of Directors

| Current structure | | Previous structure | |
|--------------------------------------|------------------------------|--------------------------------------|------------------------------|
| Name | Title | Name | Title |
| MR/ Jamal Majed Khalfan Bin Theniyah | Chairman – Non Executive | MR/ Jamal Majed Khalfan Bin Theniyah | Chairman – Non Executive |
| MR/ Mohamed Ali Rashed AL Abbar | Board Member – Non Executive | MR/ Mohamed Ali Rashed AL Abbar | Board Member – Non Executive |
| MR/ Ayad Hammad Hasan Salem | Board Member – Non Executive | MR/ Ayad Hammad Hasan Salem | Board Member – Non Executive |
| MR/ Aly Ahmed Alfrayhat | Board Member – Non Executive | MR/ Aly Ahmed Alfrayhat | Board Member – Non Executive |
| MR/ Khaled Mohamed Ali Badawy | Board Member – Non Executive | MR/ Khaled Mohamed Ali Badawy | Board Member – Non Executive |
| MR/ Ahmed Thani Rashed AL Matroushi | Board Member – Non Executive | MR/ Ahmed Thani Rashed AL Matroushi | Board Member – Non Executive |
| MS/ Mennan Awadallah | Board Member – Non Executive | MS/ Mennan Awadallah | Board Member – Non Executive |
| MS/ Hadeer Helal Farghaly | Board Member – Non Executive | MS/ Hadeer Helal Farghaly | Board Member – Non Executive |
| MR/ Haroon Saeed Siddiqui | Board Member – Non Executive | MR/ Haroon Saeed Siddiqui | Board Member – Non Executive |

Board of directors

| Name | Title | Representing Party | Legal Entity (Representing Party) | | Board Member | | (Executive – Non Executive – Independent) |
|--------------------------------------|-------|-----------------------|-----------------------------------|---------|--------------|---|--|
| | | | Shares | % | Shares | % | |
| MR/ Jamal Majed Khalfan Bin Theniyah | | Emaar Properties PJSC | 3938951240 | 72.315% | | | Chairman – Non Executive |
| MR/ Mohamed Ali Rashed AL Abbar | | Emaar Properties PJSC | 3938951240 | 72.315% | | | Board Member – Non Executive |
| MR/ Ayad Hammad Hasan Salem | | Emaar Properties PJSC | 3938951240 | 72.315% | | | Board Member – Non Executive |
| MR/ Aly Ahmed Alfrayhat | | Albro Netherlands BV | 917584590 | 16.846% | | | Chairman – Non Executive |
| MR/ Khaled Mohamed Ali Badawy | | | | | | | Board Member – Non Executive – Independent |
| MR/ Ahmed Thani Rashed AL Matroushi | | | | | | | Board Member – Non Executive- Independent |
| MS/ Mennan Awadallah | | | | | | | Board Member – Non Executive - Independent |
| MS/ Hadeer Helal Farghaly | | | | | | | Chairman – Non Executive - Independent |
| MR/ Haroon Saeed Siddiqui | | | | | | | Board Member – Non Executive - Independent |



| | |
|--|-------------------|
| Board of directors Expiry date: | <u>31/03/2027</u> |
| Date of the General Assembly that Approved the Election of the Board of Directors for a New Term | <u>28/03/2024</u> |

I the undersigned as Head of Investor Relations acknowledge the validity of these data and that it is the responsibility of the company.

Name: Abdallah Sabry

Signature: 

Company Stamp:

